



NEPC, LLC

YOU DEMAND MORE. So do we.<sup>SM</sup>

## **Firefighters' Retirement System of Louisiana**

### **First Quarter, 2015 Private Equity Review**

David Barnes, CFA  
Consultant

255 State Street, Boston, MA 02109  
TEL: 617.374.1300 | FAX: 617.374.1313 | [www.nepc.com](http://www.nepc.com)

**BOSTON | ATLANTA | CHARLOTTE | CHICAGO | DETROIT | LAS VEGAS | SAN FRANCISCO**

<b>Table of Contents</b>	<b>Page</b>
Summary Letter	1
Trailing Period Returns	5
Portfolio Value	6
Portfolio Value by Lifecycle	7
Portfolio Value by Vintage Year	8
Portfolio Value by Strategy	9
Transaction Summary	10

### **Information Disclosure**

- NEPC, LLC uses, as its data source, the plan's fund manager and custodian bank or fund service company, and NEPC, LLC relies on those sources for all transactions, including capital calls, distributions, income/expense and reported values. While NEPC, LLC has exercised reasonable professional care in preparing this report, we cannot guarantee the accuracy of all source information contained within.
- The Investment Performance Analysis is provided as a management aid for the client's internal use only. Portfolio performance reported in the Investment Performance Analysis does not constitute a recommendation by NEPC, LLC.
- Information in this report on market indices and security characteristics is received from sources external to NEPC, LLC. While efforts are made to ensure that this external data is accurate, NEPC, LLC cannot accept responsibility for errors that may occur.



August, 2015

Firefighters' Retirement System of Louisiana

**RE:** Private Markets Strategy – 1<sup>st</sup> Quarter 2015

Dear Members,

We are pleased to present the March 31, 2015 Private Equity Report for the Firefighters' Retirement System of Louisiana. The report provides a variety of performance analysis for the overall portfolio. The reports include trailing performance, performance by investment stage and vintage year performance.

The Firefighters' Retirement System of Louisiana experienced a positive quarter, having a nominal IRR of 1.66%. The IRR since inception is 0.39%. The overall multiple (current valuation plus cumulative distributions, divided by total capital calls) is 1.01.

The following table presents the status of the Firefighters' Retirement System of Louisiana private markets portfolio as of March 31, 2015:

<b>Commitments</b>	<b>Terminated Commitments</b>	<b>Amount Funded</b>	<b>Amount Distributed</b>	<b>Reported Value</b>	<b>Call Ratio</b>	<b>Distribution Ratio</b>
\$179,730,000	\$0	\$147,680,467	\$94,331,376	\$56,051,960	82.17%	63.88%

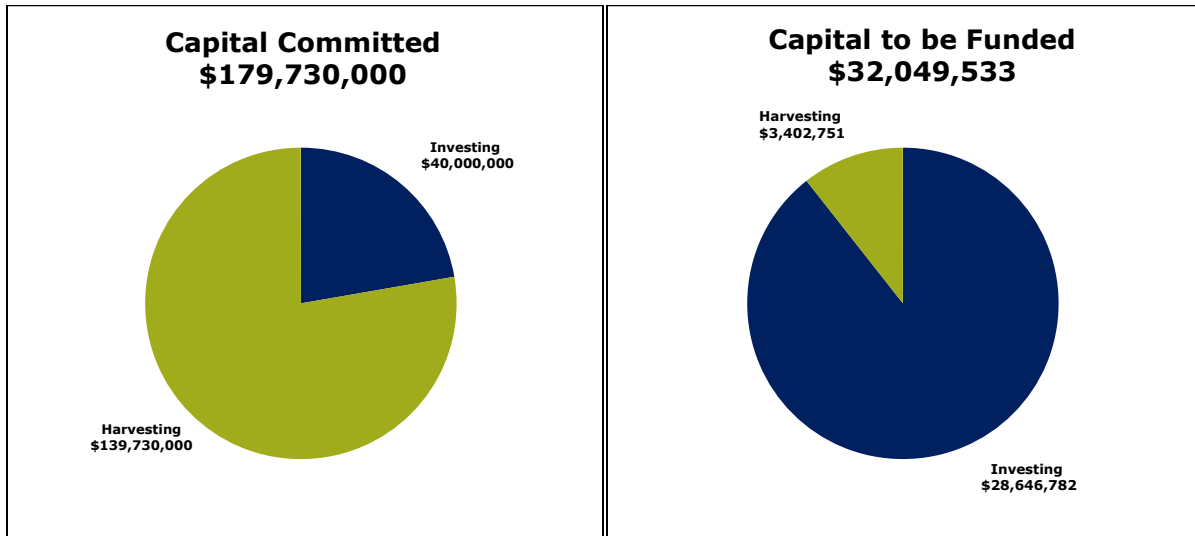
<b>Unfunded Commitments</b>	<b>Market Exposure (Reported Value + Unfunded Commitments)</b>	<b>Total Fund Composite as of 3/31/2015</b>	<b>Alternative Assets Target</b>	<b>Reported Value as a % of Total Fund</b>	<b>Market Exposure as a % of Total Fund</b>
\$32,049,533	\$88,101,493	\$1,365,984,293	8%*	4.10%	6.4%

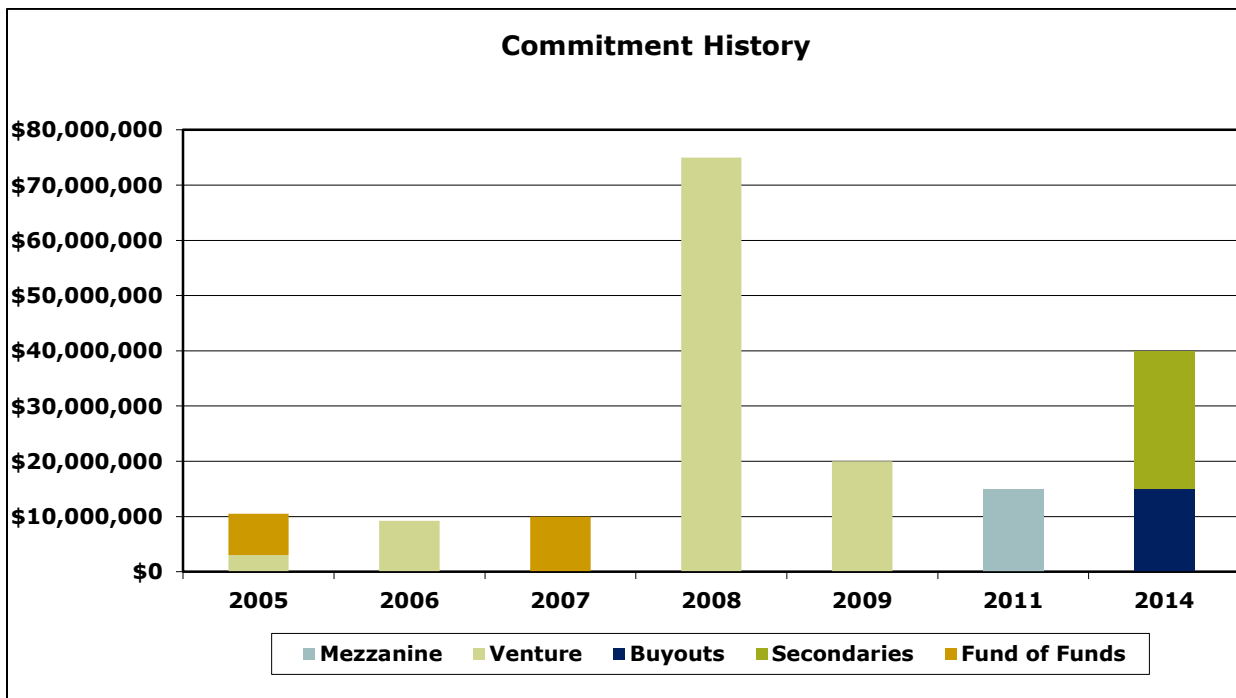
<b>Total Value (Reported Value + Distributions)</b>	<b>Total Value To Paid In Capital</b>	<b>Internal Rate of Return IRR, Since Inception (January 2005)</b>
\$150,383,336	1.01	0.39%



As of March 31, 2015, the Firefighters' Retirement System of Louisiana had commitments totaling \$179.73 million to 12 private markets fund. Of the 12 funds in the private equity portfolio, 2 are in the investing stage and 10 are in the harvesting stage. The following charts illustrate the program's current life cycle:

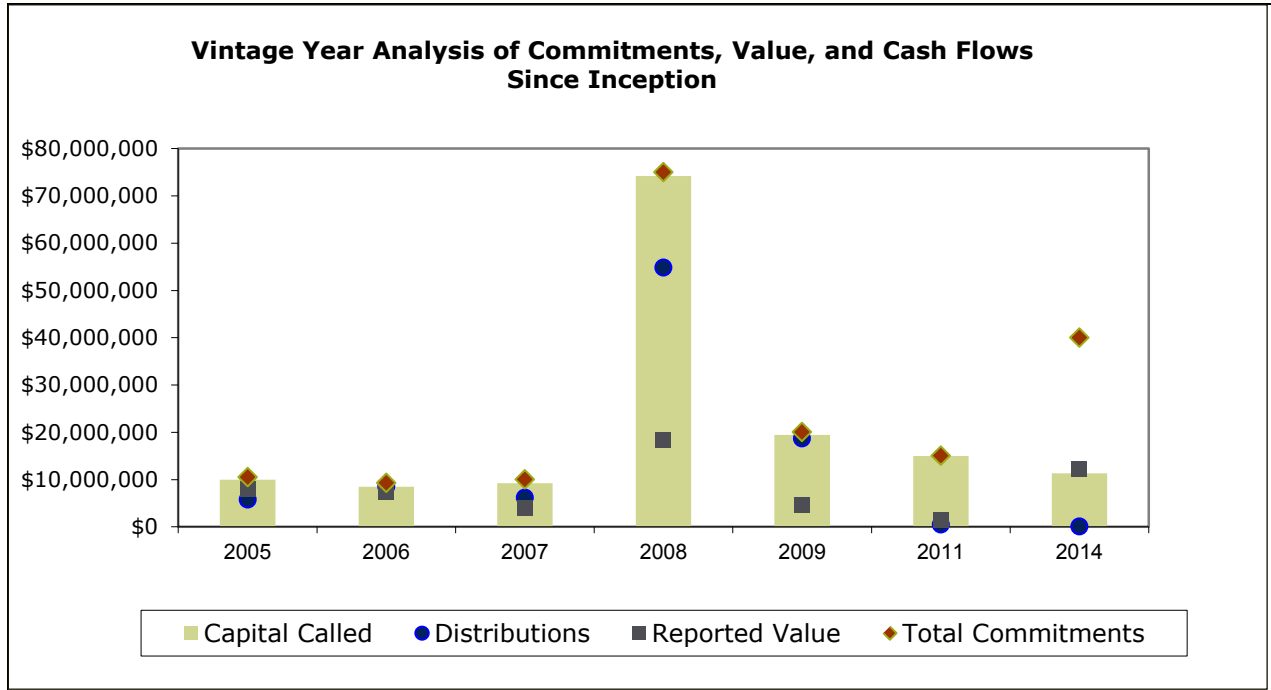


The following chart illustrates the commitment history of the Firefighters' Retirement System of Louisiana private markets program through the quarter end:





The following chart provides an analysis of the vintage year performance comparing the capital calls to the distributions and reported value:

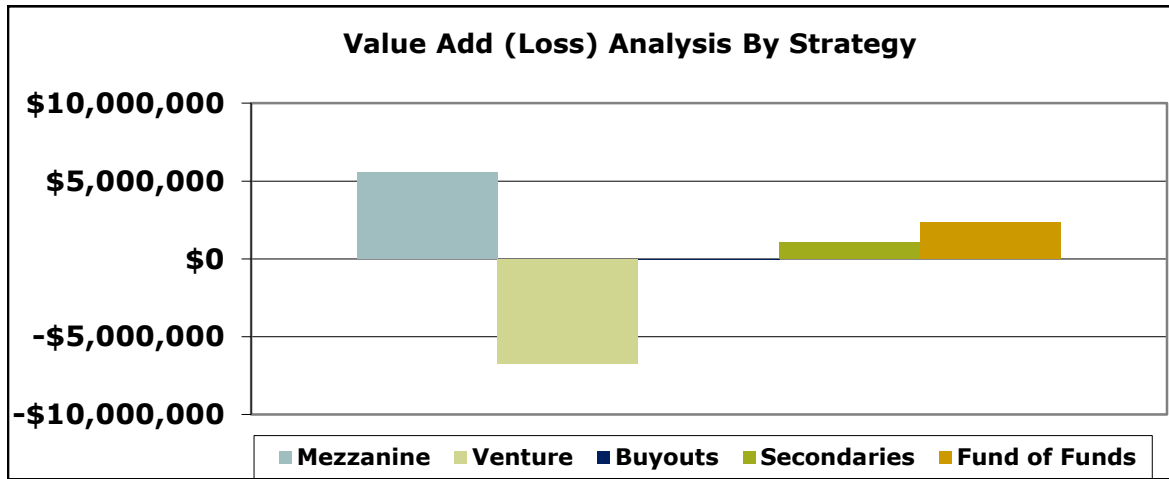


During the quarter-ended March 31, 2015, 4 funds in the Firefighters' Retirement System of Louisiana private markets portfolio drew capital, and 7 funds made a distribution. The summary of the cash flow follows:

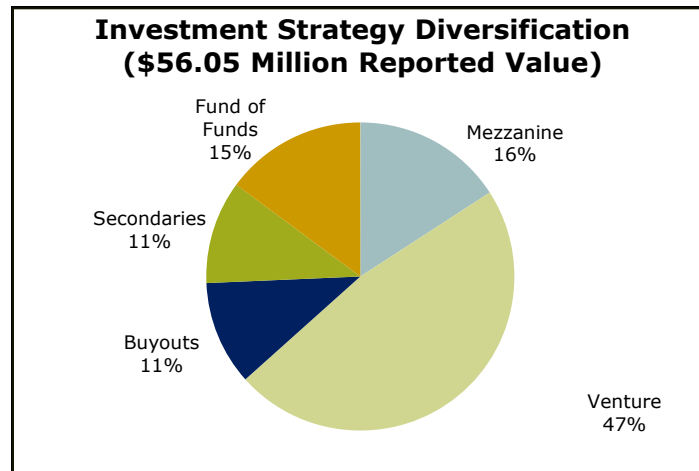
<b>Calls &amp; Expenses Funded for the Quarter</b>	<b>Number of Funds Calling Capital &amp; Expenses</b>	<b>Distributions for the Quarter</b>	<b>Number of Funds Making Distributions</b>	<b>Net Cash/Stock Flows for the Quarter</b>
(\$356,143)	4	\$3,433,179	7	\$3,789,322



Since inception the private markets program has gained \$2.22 million in value for the Firefighters' Retirement System of Louisiana. Mezzanine added \$5.52 million, Fund of Funds added \$2.37 million and Secondaries added \$1.08 million. Venture has lost (\$6.72) million and Buyouts has lost (\$0.03) million.



As of March 31, 2015, the 12 private markets funds in the Firefighters' Retirement System of Louisiana portfolio had the following investment strategy diversification by the investment fund's reported value:



We thank you for the opportunity to work with the Firefighters' Retirement System of Louisiana and look forward to continued success in the future.

Best regards,

David Barnes, CFA  
Senior Consultant

**Firefighters' Retirement System of Louisiana  
Executive Summary IRR Performance Report**

3/31/2015

Investment	Vintage Year	Commitment	Qtr TD	YTD	1 Year	3 Year	5 Year	Inception
CCMP Capital Investors III, L.P.	2014	15,000,000	2.99	2.99	N/A	N/A	N/A	-0.57
DCM Private Equity Fund II	2007	10,000,000	-6.00	-6.00	-11.37	1.57	5.07	0.52
DTC Private Equity II-Q, L.P.	2005	7,500,000	1.57	1.57	8.12	8.54	9.82	5.44
Franchise Capital Partners II, L.P.	2008	20,000,000	14.65	14.65	-2.45	1.29	-1.00	2.30
Franchise Capital Partners III, L.P.	2009	20,000,000	-15.10	-15.10	-29.67	1.65	7.73	6.33
Greenspring Crossover Ventures, L.P.	2008	25,000,000	6.80	6.80	13.81	27.30	20.20	11.53
Greenspring Global Partners III-A, L.P.	2006	9,230,000	9.11	9.11	32.60	20.76	20.86	12.50
Landmark Equity Partners XV, L.P.	2014	25,000,000	0.16	0.16	N/A	N/A	N/A	21.32
Louisiana Fund I	2005	1,000,000	0.27	0.27	-0.37	-0.84	1.58	12.49
Murphree Venture Partners VI, LP	2005	2,000,000	-9.26	-9.26	-7.71	2.31	1.07	2.67
Sail Sustainable Louisiana LP	2011	15,000,000	0.00	0.00	-80.07	-55.67	N/A	-51.57
SAIL Venture Partners II	2008	30,000,000	0.00	0.00	-67.62	-54.52	-39.91	-36.44
<b>Total: Firefighters' Retirement System of Louisiana</b>		<b>179,730,000</b>	<b>1.66</b>	<b>1.66</b>	<b>-16.68</b>	<b>-8.53</b>	<b>-0.16</b>	<b>0.39</b>

Composite IRRS include all flows of the selected investments regardless of the start date of the investment.  
"N/A" will be displayed if the investment has insufficient cash flows for the period

**Firefighters' Retirement System of Louisiana  
Performance Analysis**

3/31/2015

Partnership Name	Vintage Year	Commitment	Paid In Capital	Capital To Be Funded	Additional Fees	Cumulative Distributions	Valuation	Total Value	Net Benefit	Call Ratio	DPI Ratio	TVPI Ratio	IRR
1 CCMP Capital Investors III, L.P.	2014	15,000,000	6,301,303	8,698,697	-103,740	30,567	6,137,218	6,167,785	-29,778	42 %	0.00	1.00	-0.57 %
2 DCM Private Equity Fund II	2007	10,000,000	9,254,855	745,145	666,134	6,120,630	4,041,377	10,162,007	241,018	93 %	0.62	1.02	0.52 %
3 DTC Private Equity II-Q, L.P.	2005	7,500,000	7,005,000	495,000	0	4,837,500	4,292,430	9,129,930	2,124,930	93 %	0.69	1.30	5.44 %
4 Franchise Capital Partners II, L.P.	2008	20,000,000	19,188,998	811,002	0	16,570,964	4,211,659	20,782,623	1,593,625	96 %	0.86	1.08	2.30 %
5 Franchise Capital Partners III, L.P.	2009	20,000,000	19,426,797	573,203	0	18,683,829	4,666,855	23,350,684	3,923,887	97 %	0.96	1.20	6.33 %
6 Greenspring Crossover Ventures, L.F	2008	25,000,000	25,000,000	0	0	36,597,117	10,559,609	47,156,726	22,156,726	100 %	1.46	1.89	11.53 %
7 Greenspring Global Partners III-A, L.	2006	9,230,000	8,491,600	738,400	0	8,491,596	7,426,296	15,917,892	7,426,292	92 %	1.00	1.87	12.50 %
8 Landmark Equity Partners XV, L.P.	2014	25,000,000	5,051,915	19,948,085	-74,562	0	6,058,582	6,058,582	1,081,229	20 %	0.00	1.22	21.32 %
9 Louisiana Fund I	2005	1,000,000	960,000	40,000	0	25,317	2,091,161	2,116,478	1,156,478	96 %	0.03	2.20	12.49 %
10 Murphree Venture Partners VI, LP	2005	2,000,000	2,000,000	0	0	848,459	1,527,785	2,376,244	376,244	100 %	0.42	1.19	2.67 %
11 Sail Sustainable Louisiana LP	2011	15,000,000	15,000,000	0	0	449,140	1,429,604	1,878,744	-13,121,256	100 %	0.03	0.13	-51.57 %
12 SAIL Venture Partners II	2008	30,000,000	30,000,000	0	0	1,676,258	3,609,384	5,285,642	-24,714,358	100 %	0.06	0.18	-36.44 %
<b>12 Total Partnerships</b>		<b>179,730,000</b>	<b>147,680,467</b>	<b>32,049,533</b>	<b>487,832</b>	<b>94,331,376</b>	<b>56,051,960</b>	<b>150,383,336</b>	<b>2,215,037</b>	<b>82 %</b>	<b>0.64</b>	<b>1.01</b>	<b>0.39 %</b>

\*\*\* Indicates Estimated Valuation for the fund



## Firefighters' Retirement System of Louisiana

### Lifecycle Performance Analysis

3/31/2015

Partnership Name	Vintage Year	Commitment	Paid In Capital	Capital To Be Funded	Additional Fees	Cumulative Distributions	Valuation	Total Value	Net Benefit	Call Ratio	DPI Ratio	TVPI Ratio	IRR
<b>2 Investing</b>													
1 CCMP Capital Investors III, L.P.	2014	15,000,000	6,301,303	8,698,697	-103,740	30,567	6,137,218	6,167,785	-29,778	42 %	0.00	1.00	-0.57 %
2 Landmark Equity Partners XV, L.P.	2014	25,000,000	5,051,915	19,948,085	-74,562	0	6,058,582	6,058,582	1,081,229	20 %	0.00	1.22	21.32 %
<b>2 Investing Subtotal</b>		<b>40,000,000</b>	<b>11,353,218</b>	<b>28,646,782</b>	<b>-178,302</b>	<b>30,567</b>	<b>12,195,800</b>	<b>12,226,367</b>	<b>1,051,451</b>	<b>28 %</b>	<b>0.00</b>	<b>1.09</b>	<b>12.22 %</b>
<b>3 Harvesting</b>													
3 DCM Private Equity Fund II	2007	10,000,000	9,254,855	745,145	666,134	6,120,630	4,041,377	10,162,007	241,018	93 %	0.62	1.02	0.52 %
4 DTC Private Equity II-Q, L.P.	2005	7,500,000	7,005,000	495,000	0	4,837,500	4,292,430	9,129,930	2,124,930	93 %	0.69	1.30	5.44 %
5 Franchise Capital Partners II, L.P.	2008	20,000,000	19,188,998	811,002	0	16,570,964	4,211,659	20,782,623	1,593,625	96 %	0.86	1.08	2.30 %
6 Franchise Capital Partners III, L.P.	2009	20,000,000	19,426,797	573,203	0	18,683,829	4,666,855	23,350,684	3,923,887	97 %	0.96	1.20	6.33 %
7 Greenspring Crossover Ventures, L.P.	2008	25,000,000	25,000,000	0	0	36,597,117	10,559,609	47,156,726	22,156,726	100 %	1.46	1.89	11.53 %
8 Greenspring Global Partners III-A, L.P.	2006	9,230,000	8,491,600	738,400	0	8,491,596	7,426,296	15,917,892	7,426,292	92 %	1.00	1.87	12.50 %
9 Louisiana Fund I	2005	1,000,000	960,000	40,000	0	25,317	2,091,161	2,116,478	1,156,478	96 %	0.03	2.20	12.49 %
10 Murphree Venture Partners VI, LP	2005	2,000,000	2,000,000	0	0	848,459	1,527,785	2,376,244	376,244	100 %	0.42	1.19	2.67 %
11 Sail Sustainable Louisiana LP	2011	15,000,000	15,000,000	0	0	449,140	1,429,604	1,878,744	-13,121,256	100 %	0.03	0.13	-51.57 %
12 SAIL Venture Partners II	2008	30,000,000	30,000,000	0	0	1,676,258	3,609,384	5,285,642	-24,714,358	100 %	0.06	0.18	-36.44 %
<b>3 Harvesting Subtotal</b>		<b>139,730,000</b>	<b>136,327,249</b>	<b>3,402,751</b>	<b>666,134</b>	<b>94,300,809</b>	<b>43,856,160</b>	<b>138,156,969</b>	<b>1,163,586</b>	<b>98 %</b>	<b>0.69</b>	<b>1.01</b>	<b>0.21 %</b>
<b>12 Total Partnerships</b>		<b>179,730,000</b>	<b>147,680,467</b>	<b>32,049,533</b>	<b>487,832</b>	<b>94,331,376</b>	<b>56,051,960</b>	<b>150,383,336</b>	<b>2,215,037</b>	<b>82 %</b>	<b>0.64</b>	<b>1.01</b>	<b>0.39 %</b>

**Firefighters' Retirement System of Louisiana**  
**Vintage Year Performance Analysis**

3/31/2015

Partnership Name	Vintage Year	Commitment	Paid In Capital	Capital To Be Funded	Additional Fees	Cumulative Distributions	Valuation	Total Value	Net Benefit	Call Ratio	DPI Ratio	TVPI Ratio	IRR
<b>2005</b>													
1 DTC Private Equity II-Q, L.P.	2005	7,500,000	7,005,000	495,000	0	4,837,500	4,292,430	9,129,930	2,124,930	93 %	0.69	1.30	5.44 %
2 Louisiana Fund I	2005	1,000,000	960,000	40,000	0	25,317	2,091,161	2,116,478	1,156,478	96 %	0.03	2.20	12.49 %
3 Murphree Venture Partners VI, LP	2005	2,000,000	2,000,000	0	0	848,459	1,527,785	2,376,244	376,244	100 %	0.42	1.19	2.67 %
<b>2005 Subtotal</b>		<b>10,500,000</b>	<b>9,965,000</b>	<b>535,000</b>	<b>0</b>	<b>5,711,276</b>	<b>7,911,376</b>	<b>13,622,652</b>	<b>3,657,652</b>	<b>95 %</b>	<b>0.57</b>	<b>1.37</b>	<b>5.81 %</b>
<b>2006</b>													
4 Greenspring Global Partners III-A, L.P.	2006	9,230,000	8,491,600	738,400	0	8,491,596	7,426,296	15,917,892	7,426,292	92 %	1.00	1.87	12.50 %
<b>2006 Subtotal</b>		<b>9,230,000</b>	<b>8,491,600</b>	<b>738,400</b>	<b>0</b>	<b>8,491,596</b>	<b>7,426,296</b>	<b>15,917,892</b>	<b>7,426,292</b>	<b>92 %</b>	<b>1.00</b>	<b>1.87</b>	<b>12.50 %</b>
<b>2007</b>													
5 DCM Private Equity Fund II	2007	10,000,000	9,254,855	745,145	666,134	6,120,630	4,041,377	10,162,007	241,018	93 %	0.62	1.02	0.52 %
<b>2007 Subtotal</b>		<b>10,000,000</b>	<b>9,254,855</b>	<b>745,145</b>	<b>666,134</b>	<b>6,120,630</b>	<b>4,041,377</b>	<b>10,162,007</b>	<b>241,018</b>	<b>93 %</b>	<b>0.62</b>	<b>1.02</b>	<b>0.52 %</b>
<b>2008</b>													
6 Franchise Capital Partners II, L.P.	2008	20,000,000	19,188,998	811,002	0	16,570,964	4,211,659	20,782,623	1,593,625	96 %	0.86	1.08	2.30 %
7 Greenspring Crossover Ventures, L.P.	2008	25,000,000	25,000,000	0	0	36,597,117	10,559,609	47,156,726	22,156,726	100 %	1.46	1.89	11.53 %
8 SAIL Venture Partners II	2008	30,000,000	30,000,000	0	0	1,676,258	3,609,384	5,285,642	-24,714,358	100 %	0.06	0.18	-36.44 %
<b>2008 Subtotal</b>		<b>75,000,000</b>	<b>74,188,998</b>	<b>811,002</b>	<b>0</b>	<b>54,844,339</b>	<b>18,380,652</b>	<b>73,224,991</b>	<b>-964,007</b>	<b>99 %</b>	<b>0.74</b>	<b>0.99</b>	<b>-0.30 %</b>
<b>2009</b>													
9 Franchise Capital Partners III, L.P.	2009	20,000,000	19,426,797	573,203	0	18,683,829	4,666,855	23,350,684	3,923,887	97 %	0.96	1.20	6.33 %
<b>2009 Subtotal</b>		<b>20,000,000</b>	<b>19,426,797</b>	<b>573,203</b>	<b>0</b>	<b>18,683,829</b>	<b>4,666,855</b>	<b>23,350,684</b>	<b>3,923,887</b>	<b>97 %</b>	<b>0.96</b>	<b>1.20</b>	<b>6.33 %</b>
<b>2011</b>													
10 Sail Sustainable Louisiana LP	2011	15,000,000	15,000,000	0	0	449,140	1,429,604	1,878,744	-13,121,256	100 %	0.03	0.13	-51.57 %
<b>2011 Subtotal</b>		<b>15,000,000</b>	<b>15,000,000</b>	<b>0</b>	<b>0</b>	<b>449,140</b>	<b>1,429,604</b>	<b>1,878,744</b>	<b>-13,121,256</b>	<b>100 %</b>	<b>0.03</b>	<b>0.13</b>	<b>-51.57 %</b>
<b>2014</b>													
11 CCMP Capital Investors III, L.P.	2014	15,000,000	6,301,303	8,698,697	-103,740	30,567	6,137,218	6,167,785	-29,778	42 %	0.00	1.00	-0.57 %
12 Landmark Equity Partners XV, L.P.	2014	25,000,000	5,051,915	19,948,085	-74,562	0	6,058,582	6,058,582	1,081,229	20 %	0.00	1.22	21.32 %
<b>2014 Subtotal</b>		<b>40,000,000</b>	<b>11,353,218</b>	<b>28,646,782</b>	<b>-178,302</b>	<b>30,567</b>	<b>12,195,800</b>	<b>12,226,367</b>	<b>1,051,451</b>	<b>28 %</b>	<b>0.00</b>	<b>1.09</b>	<b>12.22 %</b>
<b>12 Total Partnerships</b>		<b>179,730,000</b>	<b>147,680,467</b>	<b>32,049,533</b>	<b>487,832</b>	<b>94,331,376</b>	<b>56,051,960</b>	<b>150,383,336</b>	<b>2,215,037</b>	<b>82 %</b>	<b>0.64</b>	<b>1.01</b>	<b>0.39 %</b>

**Firefighters' Retirement System of Louisiana  
Investment Strategy Performance Analysis**

3/31/2015

Partnership Name	Vintage Year	Commitment	Paid In Capital	Capital To Be Funded	Additional Fees	Cumulative Distributions	Valuation	Total Value	Net Benefit	Call Ratio	DPI Ratio	TVPI Ratio	IRR
<b>100 Venture</b>													
1 Greenspring Crossover Ventures, L.P.	2008	25,000,000	25,000,000	0	0	36,597,117	10,559,609	47,156,726	22,156,726	100 %	1.46	1.89	11.53 %
2 Greenspring Global Partners III-A, L.P.	2006	9,230,000	8,491,600	738,400	0	8,491,596	7,426,296	15,917,892	7,426,292	92 %	1.00	1.87	12.50 %
3 Louisiana Fund I	2005	1,000,000	960,000	40,000	0	25,317	2,091,161	2,116,478	1,156,478	96 %	0.03	2.20	12.49 %
4 Murphree Venture Partners VI, LP	2005	2,000,000	2,000,000	0	0	848,459	1,527,785	2,376,244	376,244	100 %	0.42	1.19	2.67 %
5 Sail Sustainable Louisiana LP	2011	15,000,000	15,000,000	0	0	449,140	1,429,604	1,878,744	-13,121,256	100 %	0.03	0.13	-51.57 %
6 SAIL Venture Partners II	2008	30,000,000	30,000,000	0	0	1,676,258	3,609,384	5,285,642	-24,714,358	100 %	0.06	0.18	-36.44 %
<b>100 Venture Subtotal</b>		<b>82,230,000</b>	<b>81,451,600</b>	<b>778,400</b>	<b>0</b>	<b>48,087,887</b>	<b>26,643,839</b>	<b>74,731,726</b>	<b>-6,719,874</b>	<b>99 %</b>	<b>0.59</b>	<b>0.92</b>	<b>-1.97 %</b>
<b>120 Buyouts</b>													
1 CCMP Capital Investors III, L.P.	2014	15,000,000	6,301,303	8,698,697	-103,740	30,567	6,137,218	6,167,785	-29,778	42 %	0.00	1.00	-0.57 %
<b>120 Buyouts Subtotal</b>		<b>15,000,000</b>	<b>6,301,303</b>	<b>8,698,697</b>	<b>-103,740</b>	<b>30,567</b>	<b>6,137,218</b>	<b>6,167,785</b>	<b>-29,778</b>	<b>42 %</b>	<b>0.00</b>	<b>1.00</b>	<b>-0.57 %</b>
<b>130 Mezzanine</b>													
1 Franchise Capital Partners II, L.P.	2008	20,000,000	19,188,998	811,002	0	16,570,964	4,211,659	20,782,623	1,593,625	96 %	0.86	1.08	2.30 %
2 Franchise Capital Partners III, L.P.	2009	20,000,000	19,426,797	573,203	0	18,683,829	4,666,855	23,350,684	3,923,887	97 %	0.96	1.20	6.33 %
<b>130 Mezzanine Subtotal</b>		<b>40,000,000</b>	<b>38,615,795</b>	<b>1,384,205</b>	<b>0</b>	<b>35,254,793</b>	<b>8,878,514</b>	<b>44,133,307</b>	<b>5,517,512</b>	<b>97 %</b>	<b>0.91</b>	<b>1.14</b>	<b>4.16 %</b>
<b>140 Secondaries</b>													
1 Landmark Equity Partners XV, L.P.	2014	25,000,000	5,051,915	19,948,085	-74,562	0	6,058,582	6,058,582	1,081,229	20 %	0.00	1.22	21.32 %
<b>140 Secondaries Subtotal</b>		<b>25,000,000</b>	<b>5,051,915</b>	<b>19,948,085</b>	<b>-74,562</b>	<b>0</b>	<b>6,058,582</b>	<b>6,058,582</b>	<b>1,081,229</b>	<b>20 %</b>	<b>0.00</b>	<b>1.22</b>	<b>21.32 %</b>
<b>170 Fund of Funds</b>													
1 DCM Private Equity Fund II	2007	10,000,000	9,254,855	745,145	666,134	6,120,630	4,041,377	10,162,007	241,018	93 %	0.62	1.02	0.52 %
2 DTC Private Equity II-Q, L.P.	2005	7,500,000	7,005,000	495,000	0	4,837,500	4,292,430	9,129,930	2,124,930	93 %	0.69	1.30	5.44 %
<b>170 Fund of Funds Subtotal</b>		<b>17,500,000</b>	<b>16,259,855</b>	<b>1,240,145</b>	<b>666,134</b>	<b>10,958,130</b>	<b>8,333,807</b>	<b>19,291,937</b>	<b>2,365,948</b>	<b>93 %</b>	<b>0.65</b>	<b>1.14</b>	<b>2.75 %</b>
<b>12 Total Partnerships</b>		<b>179,730,000</b>	<b>147,680,467</b>	<b>32,049,533</b>	<b>487,832</b>	<b>94,331,376</b>	<b>56,051,960</b>	<b>150,383,336</b>	<b>2,215,037</b>	<b>82 %</b>	<b>0.64</b>	<b>1.01</b>	<b>0.39 %</b>

**Firefighters' Retirement System of Louisiana**  
**Transaction Summary**

1/1/2015 - 3/31/2015

Date	Funding	Additional Fees	Cash	Stock	Net Cash Flow
<b>CCMP Capital Investors III, L.P.</b>					
2/13/2015			30,567.00		-30,567.00
2/13/2015	21,821.00				-8,746.00
<b>Total: CCMP Capital Investors III, L.P.</b>					
	<b>21,821.00</b>		<b>30,567.00</b>		<b>-8,746.00</b>
<b>DCM Private Equity Fund II</b>					
1/27/2015			160,134.98		-160,134.98
2/27/2015			102,849.20		-262,984.18
3/31/2015		8,834.04			-254,150.14
3/31/2015			44,916.88		-299,067.02
3/31/2015	-97,208.00				-396,275.02
<b>Total: DCM Private Equity Fund II</b>					
	<b>-97,208.00</b>	<b>8,834.04</b>	<b>307,901.06</b>		<b>-396,275.02</b>
<b>DTC Private Equity II-Q, L.P.</b>					
3/27/2015			450,000.00		-450,000.00
<b>Total: DTC Private Equity II-Q, L.P.</b>					
			<b>450,000.00</b>		<b>-450,000.00</b>
<b>Franchise Capital Partners II, L.P.</b>					
3/6/2015			821,882.00		-821,882.00
<b>Total: Franchise Capital Partners II, L.P.</b>					
			<b>821,882.00</b>		<b>-821,882.00</b>
<b>Franchise Capital Partners III, L.P.</b>					
2/6/2015			250,323.00		-250,323.00
<b>Total: Franchise Capital Partners III, L.P.</b>					
			<b>250,323.00</b>		<b>-250,323.00</b>
<b>Greenspring Crossover Ventures, L.P.</b>					
2/20/2015			1,107,707.00		-1,107,707.00
<b>Total: Greenspring Crossover Ventures, L.P.</b>					
			<b>1,107,707.00</b>		<b>-1,107,707.00</b>
<b>Greenspring Global Partners III-A, L.P.</b>					
1/15/2015			97,802.00		-97,802.00

Activity is cumulative for the period

**Firefighters' Retirement System of Louisiana  
Transaction Summary**

1/1/2015 - 3/31/2015

Date	Funding	Additional Fees	Cash	Stock	Net Cash Flow
<b>Greenspring Global Partners III-A, L.P.</b>					
2/5/2015			135,356.00		-233,158.00
2/23/2015	92,300.00				-140,858.00
3/20/2015			231,641.00		-372,499.00
<b>Total: Greenspring Global Partners III-A, L.P.</b>					
	<b>92,300.00</b>		<b>464,799.00</b>		<b>-372,499.00</b>
<b>Landmark Equity Partners XV, L.P.</b>					
2/13/2015	-307,328.00				-307,328.00
3/27/2015		-74,562.00			-381,890.00
<b>Total: Landmark Equity Partners XV, L.P.</b>					
	<b>-307,328.00</b>	<b>-74,562.00</b>			<b>-381,890.00</b>
<b>Total: Firefighters' Retirement System of Louisiana</b>					
	<b>-290,415.00</b>	<b>-65,727.96</b>	<b>3,433,179.06</b>		<b>-3,789,322.02</b>
<b>Total:</b>					
	<b>-290,415.00</b>	<b>-65,727.96</b>	<b>3,433,179.06</b>		<b>-3,789,322.02</b>